

# Book 5 Suswati Hendriani

*by* Suswati5 Hendriani5

---

**Submission date:** 10-Dec-2019 09:55AM (UTC+0700)

**Submission ID:** 1231159454

**File name:** Suswati,\_Yulnetri\_character\_building.pdf (2.31M)

**Word count:** 5836

**Character count:** 29429

**Character Building  
with English**

2

**Kutipan Pasal 72:**

**Sanksi Pelanggaran Undang-undang Hak Cipta  
(UU No. 19 Tahun 2002)**

1. Barangsiapa dengan sengaja melanggar dan tanpa hak melakukan perbuatan sebagaimana dimaksud dalam Pasal 2 Ayat (1) dan Ayat (2) dipidana dengan pidana penjara masing-masing paling singkat 1 (satu) bulan dan/atau denda paling sedikit Rp. 1.000.000,00 (satu juta rupiah), atau pidana penjara paling lama 7 (tujuh) tahun dan/atau denda paling banyak Rp. 5.000.000.000,00 (lima miliar rupiah)
2. Barang siapa dengan sengaja menyiarkan, memamerkan, mengedarkan, atau menjual kepada umum suatu ciptaan atau barang hasil pelanggaran hak cipta atau hak terkait sebagai dimaksud pada Ayat (1), dipidana dengan pidana penjara paling lama 5 (lima) tahun dan/atau denda paling banyak Rp. 50.000.000,00 (lima puluh juta rupiah)

Dr. Suswati Hendriani, M. Pd., M. Pd.<sup>1</sup>

Yulnetri, S.S., M. Pd.

# Character Building with English



STAIN Batusangkar Press

2015

# Character Building with English

© 2015

4 Hak cipta dilindungi undang-undang.

*All rights reserved*

---

x + 66 hlm ; 14.5 x 20.5 cm

Cetakan 1, November 2015

ISBN: .....

---

## Penulis:

1 Dr. Suswati Hendriani, M. Pd., M. Pd.

Yulnetri, S.S., M. Pd.

## Desain Sampul & Lay Out:

Linkmed Pro Jogja

---

Diterbitkan Oleh:

**STAIN Batu Sangkar Press**

---

18

Dicetak Oleh:

**Lingkar Media Yogyakarta**

Jl. Depokan II/530 Peleman Rejowinangun KG Yogyakarta

Telp (0274) 4436767, 0815 7876 6720, 0856 4345 5556

Email: [lingkarmedia@mail.com](mailto:lingkarmedia@mail.com)

## Preface

This book is intentionally written to build positive characters of Indonesian students as English foreign language learners. The expected positive characters include cooperation with others, self-confidence, sense of care, sense of love, sense of belonging, sense of responsibility, sense of appreciation, and respecting others. Therefore, in the book, the language learners will find some expression that can build positive characters in themselves.

The book consists of eight units. Unit One up to Unit Three provide the language learners with the ability to express greetings, spell correctly, take leave, and carry out simple dialogs in English. In Unit Four the language learners will learn to say names of the days, time, names of the months, and dates.

Unit Five contains language materials on how to express gratitude and give commands and instructions.

In Unit Six entitled **Difference Is Blessing**, the language learners are provided with kinds of jobs and how important they are; and how to ask and give factual information about daily routines.

In Unit Seven entitled **We Are Friendly People**, the language

learners will learn how to describe people by mentioning their characteristics and their physical appearance.

Unit Eight provides the language learners with the ability to tell things around us and how to describe them.

We hope this book gives a valuable contribution to pedagogical works, particularly to those who intend to build good characters in young generation.

## ACKNOWLEDGEMENTS

First of all, we would like to express our appreciation to the Rector of State College for Islamic Studies (STAIN) Batusangkar, Dr. H. Kasmuri, M. A., for his moral and financial support.

We also wish to express our gratitude to the Head of Research Centre of STAIN Batusangkar, Ulya Atsani, S.H., M. Hum. And his staffs for their continuing support and help so that this book is made available.


Our great gratitude is also addressed to Dr. Sirajul Munir, M. Pd, as a friend and also as a colleague who has been very contributive for the finishing of this book. Without his suggestions, criticisms, and corrections, this book might not be as wonderful as it is.

Then, our special thanks are adressed to our beloved big family for their irreplaceble support and motivation so that this book is made published.

Last but not least, thanks to all who have given contribution that cannot be mentioned spesifically in this book. May Allah bless you all.


The writers

**Suswati Hendriani and Yulnetri**



## Table of Contents

Preface		i
Acknowledgements		ii
Table of Contents		iii
Unit 1	Say “Good Morning”	1
Unit 2	Hello, My Name is Fatimah	5
Unit 3	Nice to See You	9
Unit 4	It’s My Birthday	13
Unit 5	Thank You	20
Unit 6	Difference is Blessing	28
Unit 7	We Are Friendly People	34
Unit 8	Indonesia is My Lovely Country	39
Unit 9	I’ll Do My Best	53
Bibliography		



## Say “Good Morning”

**This unit offers you opportunity to:**

- Express greetings
- Carry out simple dialogs



(from: freewarebox.com)

Say “Good morning!”

Sun rises every morning. It comes up from the east. The sun makes our earth bright and warm. Birds begin to sing. What a lovely morning! Start your day and say Bismillah!

10

## Good Morning

(anonym)

Good morning to you

Good morning to you

Good morning my dear friends

Good morning to you

Good night to you

Good night to you

Good night my dear friends

Good night to you

### Task 1: Let's practice the greetings with your friends!

Assalamu'alaikum Warrahmatullah Wabarakatuh

30

Good morning!

Good day!

Good afternoon!

Good evening!

6

It's nice to meet you

It's nice to see you

How are you?



(from: [www.freewarebox.com](http://www.freewarebox.com))

## Task 2: Read the story



(from: <https://fazzaro.wordpress.com>)

This is Hanafi. He is with his friends. They are Hamid and Gani. They live at the same neighborhood. They go to school together. They are very happy. Do you know why? It is their first day to school.



(from: [blogspot.com/2014/01/gambar-animasi-orang.html](http://blogspot.com/2014/01/gambar-animasi-orang.html))

**Task 3: Practice the dialog with your partner.**

Dani : Good morning, Miss Zulfa.  
Miss Zulfa : Good morning, Dani. How are you?  
Dani : I'm fine, thank you. And you?  
Miss Zulfa : I'm fine too, thank you.

19  
Azizah : Hello, Meilin. How are you?  
Meilin : Hi, Azizah, I'm fine, thank you. And you?  
Azizah : I'm OK, thanks



## UNIT TWO

### Hello, my name is Fatimah

#### You will learn how to:

- Spell correctly in English
- Carry out simple dialogs



Assalamu'alaikum, my name is Fatimah. Let me spell <sup>21</sup> my name, **F - A - T - I - M - A - H**. I live at jalan Sudirman no. 6. I am a new student. I am happy. I have many new friends here. All of my friends are kind and friendly.

Now, please introduce yourself to the friend who is sitting next to you by saying your name and address. Are you happy?

**Task 1: Look at the following table. Listen and practice it with your teacher!**

7	a/èi/	f/ef/	k/kei/	p/pi:/	u/ju:/
	b/ bi:/	g/dʒi:/	l/el/	q/kju:/	v/vi:/
	c/ si:/	h/ei/	m/em/	r/a:/	w/dòblju:/
	d/ di:/	i/ai/	n/en/	s/es/	x/eks/
	e/ i:/	j/dʒei/	o/ou/	t/ti:/	y/wai/
					z/zed/

**Task 2: Study how to spell a name with your friend!**

Imam : Assalamu'alaikum, my name is Imam

Abdul : Wa'alaikum salam, my name is Abdul

Imam : Can you spell your name, Abdul?

Abdul : Sure, A-b-d-u-l. And yours?

Imam : l-m-a-m, Imam

Abdul : Where do you live?

Imam : At jalan Hamka,  
no. 12. And you?

Abdul : at jalan M. Yamin  
no. 5.



(from: www.freewarebox.com)

**Task 3: Complete the following dialogues and practice it with your friend!**

1. Halimah : Assalamu'alaikum, I am Halimah  
Wardah : Wa'alaikumsalam, can you spell your name?  
Halimah : Certainly, ..... .  
Wardah : Well done!  
Halimah : Thank you, Ma'am
  
2. Said : Can you spell your name, Farhan?  
Farhan : Sure, .....  
Said : Very good!  
Farhan : Thank you, Sir
  
3. Salim : Good morning, Sir  
Mr. Alif : Good morning, please sit down  
Can I help you?  
Salim : Yes, I want to make an ID card  
Mr. Alif : What's your name?  
Salim : Salim, .....  
Mr. Alif : Your address?  
Salim : I live at jalan Kartini no. 7
  
4. Farhan : Excuse me  
Husein : Yes?  
Farhan : How do you spell your brother's name?  
Husein : .....  
Farhan : Thanks a lot.

Well, students please practice to spell your friends' name and then, check your work with your partner!

No.	Name	Spelling
1		
2		
3		
4		
5		

Great, what a very good job!

## UNIT THREE

### Nice to See You

#### **This unit offers you opportunities to:**

- Express leave taking
- Respond the leave taking expression
- Carry out simple dialogs

#### **Read the story.**



(from: [www.freewarebox.com](http://www.freewarebox.com))

Fatma and Candra are friends. They study at the same school. They are neighbor. They go home from school together. Fatma gets home first and says good bye.

## Task 1 : Read and practice the dialog

Husna : Assalamu'laikum

Halimah : Wa'alaikumsalam

Husna : I am a new student, my name is Husna.

Halimah : Hi, I am Halimah. Where are you from?

Husna : I am from Semarang.

Halimah : Welcome to this school, Husna. Nice to meet you.

Husna : Nice to meet you, too

Halimah : Ok, see you then. Assalamu'alaikum

Husna : Wa'alaikum salam warrahmatullah



Please answer the questions!

(from: <:///C:/Users/User/Downloads/Gambar%20Kartun%20Muslim%20Muslimah.htm>)

1. Who speaks in the dialog?
2. Where do they meet?
3. Where is Husna from?
4. Did they meet before?
5. What did Husna say to end the dialog?

Here are some varieties of the way of leave-taking and to close a conversation.

Please practice using it.

Assalamu'alaikum Warrahmatullah

See you then, Goodbye.

Bye, see you tomorrow

Well, see you. Bye....

It's nice having talk with you

Good bye

Bye...

See you....

Goodbye....



The responses are:

Wa'alaikum Salam

See you

Good bye

Bye

So long

**Task 2 :**

Well, how many people do you meet today? Fill the table below!

No.	Name	Leave-taking expression
1		
2		
3		
4		
5		

**Well done guys!**

# UNIT FOUR

## It's My Birthday

4

**This unit offers you to learn to say:**

- Names of the days
- Time
- Names of the months
- Dates



Taken from: [www.amazon.com](http://www.amazon.com)

Today is my birthday. I'm thirteen years old now. This is my birthday cake. My mother always makes a cake on my birthday. I'm really happy. When is your birthday? Do you get a birthday cake too?

1

Let's sing the birthday song together!

17

## Happy Birthday

(anonymous)

Happy birthday to you

Happy birthday to you

Happy birthday, my dear friend

Happy birthday to you

20

Here are days in a week. Say it together.

Sunday

Monday

Tuesday

Wednesday

Thursday

Friday

Saturday

**Task 1: Pay attention and practice it with your teacher.**

23

After Monday is Tuesday.

After Friday is Saturday

Before Tuesday is Monday

Before Sunday is Saturday

What day is after Sunday?

What day is before Wednesday?

6

What day is today?

What day is after tomorrow?

What day is before Saturday?

4

**Task 2: Please write down your schedule here!**

Monday Tuesday Wednesday Thursday Friday Saturday

---

---

---

---

---

---

---

---

Tell your friends and practice:

4

I learn English on .....

I learn Math on .....

I learn Sport on .....

1

When do you do these activities?



(from: oacklandschool.net)



(from: freewarebox.com)

I play football on .....

I fetch my brother to school on...

I learn Biology on .....



From:///C:/Users/User/Downloads/Gambar%20Kartun%20Muslim%20Muslimah.htm



I take an English course on ....

**Task 3: Try to remember the date and practice it.**

What date is it today?

9							FEBRUARY 2015						
MONDAY		TUESDAY		WEDNESDAY		THURSDAY		FRIDAY		SATURDAY		SUNDAY	
								1	2	3			
4	5	6	7	8	9	10							
11	12	13	14	15	16	17							
18	19	20	21	22	23	24							
25	26	27	28										

- 8
- |    |               |    |                     |
|----|---------------|----|---------------------|
| 1  | : the first   | 11 | : the eleventh      |
| 2  | : the second  | 12 | : the twelfth       |
| 3  | : the third   | 13 | : the thirteenth    |
| 4  | : the fourth  | 14 | : the fourteenth    |
| 5  | : the fifth   | 15 | : the fifteenth     |
| 6  | : the sixth   | 16 | : the sixteenth     |
| 7  | : the seventh | 20 | : the twentieth     |
| 8  | : the eighth  | 21 | : the twenty first  |
| 9  | : the ninth   | 22 | : the twenty second |
| 10 | : the tenth   | 23 | : the twenty third  |

What do you think? It is easy, isn't?

**Task 4:** Next, pay attention to the names of months in a year.

- |             |              |
|-------------|--------------|
| 1. January  | 7. July      |
| 2. February | 8. August    |
| 3. March    | 9. September |
| 4. April    | 10. October  |
| 5. May      | 11. November |
| 6. June     | 12. December |

- 6
- The first month in the year is .....
  - The 2<sup>nd</sup> month in the year is .....

- The 6<sup>th</sup> month in the year is .....
- The 10<sup>th</sup> month in the year is .....
- The last month in the year is .....

**Task 5: Take a look at the following expression and practice it.**

- 6  
 What date is it today? : Today is 6<sup>th</sup> February 2015  
 What date is it tomorrow? : It is 7<sup>th</sup> February 2015  
 What date is it yesterday? : It is 5<sup>th</sup> February 2015  
 When is your birthday? : My birthday is on 15<sup>th</sup> February

- : The Independence day is on 17<sup>th</sup> August
- : Moslems celebrate Idul Fitr on 1<sup>st</sup> Syawal
- : Your mother's birthday is .....
- : Your father's birthday is .....

**Task 6: Find out your friends' birthday and write in the table below.**

Name	Birthday


Who celebrates the same birthday with you?

When does your teacher celebrate his/ her birthday?

Your mother's birthday is .....

Write something on the birthday card and show it to your mother.



Good job!

## UNIT FIVE

### Thank You

In this unit you will learn how to:

- Express gratitude
- Give commands and instructions



From: <http://rizalyog.blogspot>

What do you say if  
someone helps you?

Thank you

Thank you so much

Thank you very much

I don't know how to thank

you

Thanks a million

Thanks a lot



From: <http://rizalyog.blogspot.co.id/2013/05/gambar-kartun-islami.html>



From: <http://rizalyog.blogspot.co.id/2013/05/gambar-kartun-islami.html>

What should be the response?

- Thank you
- You're (very) welcome
- With pleasure
- It's okay
- It's alright
- Not at all
- Don't mention it



From: [http://rizalyog.blogspot.co.id /2013/05/gambar-kartun-islami.htm](http://rizalyog.blogspot.co.id/2013/05/gambar-kartun-islami.htm)

### Task 1

Write the names of the persons you thanked today!

No	Name	Relationship
1		My mother
2		
3		
4		
5		
6		
7		
8		
9		
10		

### Task 2

Well, it's time for you to practice the expressions of gratitude with a friend sitting beside you!

### Task 3

Write the name of the persons who thanked you today!

No	Name	Relationship
1		
2		
3		
4		
5		
6		
7		
8		
9		
10		

### Sample Dialog

- Hadi : Wahyu, can you help me?  
Wahyu : Certainly. What can I do for you?  
Hadi : Can you get a glass of water. I'm really thirsty. You see, my hands are dirty.  
Wahyu : With pleasure (getting the water)  
Here you are.  
Hadi : Thanks a million.  
Wahyu : Don't mention it.

### Task 4

Make a simple dialogue using the expressions of gratitude! Do it in pairs!

### Task 5

Practice the dialogue in front of the class! Show your teacher and friends that you are competent to do it!



Do you know how  
to over a help?

(From: <http://rizalyog.blogspot.co.id> /2013/05/gambar-kartun-islami.html)

What can I do for you, Mrs.?

Do you need my help, Sir?

Can I help you, Ma'am?

Could I help you, Miss?

May I help you,....?



Do you know how to respond it?



15

(Source: <http://rizalyog.blogspot.co.id/2013/05/gambar-kartun-islami.html>)

Yes, please!  
No, thanks!  
Why not?  
With pleasure  
Certainly



15

(Source: <http://rizalyog.blogspot.co.id/2013/05/gambar-kartun-islami.html>)

### Task 6

Do you still remember who helped you today? Write their name in the following table!

No	Name	Relationship
1		My mother
2		
3		
4		
5		
6		
7		
8		
9		
10		

### Task 7

Make a simple dialogue using the expressions of offering and accepting help! Do it in pairs!

### Task 9

Practice the dialogue in front of the class! Show your teacher and your friends that you are competent to do it!

### Task 8

Did you help others today? Do you still remember their names? Now in the table below, write the name of those persons!

No	Name	Relationship
1		
2		
3		
4		
5		
6		
7		
8		
9		
10		

**Do you know how to  
make others help you?**



(From: <http://rizalyog.blogspot.co.id/2013/05/gambar-kartun-islami.html>)

22

**Help me, please!**

**Can you help me, please?**

**Could you help me, please?**

**Will you help me, please?**

**Would you help me, please?**

**Can you give me a hand, please?**



(From: <http://rizalyog.blogspot.co.id/2013/05/gambar-kartun-islami.html>)



What a good job!  
Keep doing your  
best!

(From: <http://rizalyog.blogspot.co.id/2013/05/gambar-kartun-islami.html>)

### **Task 11**

Write suggestions by using the following expressions!

1. Study hard
2. Read a lot
3. Brush your teeth
4. Take a bath
5. Sweep the floor
6. Water the flowers
7. Do your homework
- 8 Write names
- 9 Wash hands
- 10 Shake hands
- 11 Respect others
- 12 Help others
- 13 Visit others
- 14 Clean the board
- 15 Etc.

### **Task 11**

Practice making suggestions orally in pairs! You are definitely able!

## UNIT SIX

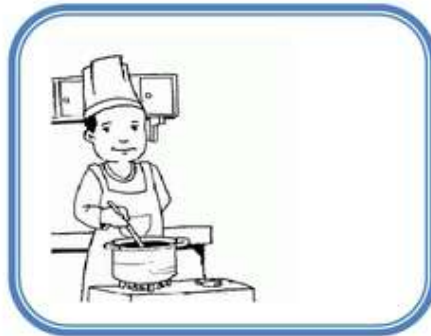
### Difference Is Blessing

**This unit gives you opportunity to learn:**

- Kinds of jobs and how important they are; and
- How to ask and give factual information about daily routines.

See the pictures below! Do you know what do they do?

cook



postman




(Source: <http://pewepaeyazid.blogspot.com/2011/12/kartun-profesi.html>)

policeman



driver



(Source: <http://pewepaeyazid.blogspot.com/2011/12/kartun-profesi.html>)

barber



(Source: <http://pewepaeyazid.blogspot.com/2011/12/kartun-profesi.html>)

technician



(Source: <http://pewepaeyazid.blogspot.com/2011/12/kartun-profesi.html>)

### Task 1

In a group of four, try to find and discuss other jobs/ professions. Write the jobs and the actions in the table below!

1

E.g. What does a technician do?

He fixes a car/a motorcycle/a computer etc.

No	jobs/professions	Action
1	A student	
2	A teacher	
3	A farmer	
4	A lawyer	
5	Civil servants	
6	A President	
7	A secretary	
8	A journalist	
9	Fire fighters	
10	Athletes	

### Task 2

Do you know the profession of your classmates' parents? Interview your classmates to find out their parents' profession!

### Task 3

See the pictures below! Tell you friends what their profession is!

1.



2.



3.



(From: <http://kidsgen.blogspot.com/2013/01/gambar-jenis-jenis-pekerja-an.html>)

4.



5.



(From: <http://kidsgen.blogspot.com/2013/01/gambar-jenis-jenis-pekerjaan.html>)

#### Task 4

Know your neighbors well! Visit them and ask them their profession. Make a note, and then put the information into the provided table!

No	Name	Parents' profession
1		
2		
3		
4		
5		
6		
7		
8		
9		
10		

#### Task 4

Make a simple composition about you and your classmates!

#### Task 5

Tell your teacher and friends the story that you have written in front of the class! Show your teacher and your friends that you are a brilliant student!

### Task 6

See the picture below! In **25** group of four, discuss how important the job is for human beings. **Report the result of your discussion in front of the classroom!**



(From: <http://kidsgen.blogspot.com/2013/01/gambar-jenis-jenis-pekerjaan.html>)

**Wow!**

**People are unique, with their unique roles and duties. We need others to live in this world. So, please respect each other!**

## UNIT SEVEN

### We are Friendly People

**In this unit you will learn how to describe people by mentioning:**

- Their characteristics
- Their physical appearance

Do you know how to describe people?



(From: [Gambar%20Kartun%20Muslim%20Muslimah.html](http://www.dhammadownload.com))

Use their characteristics and their physical appearance

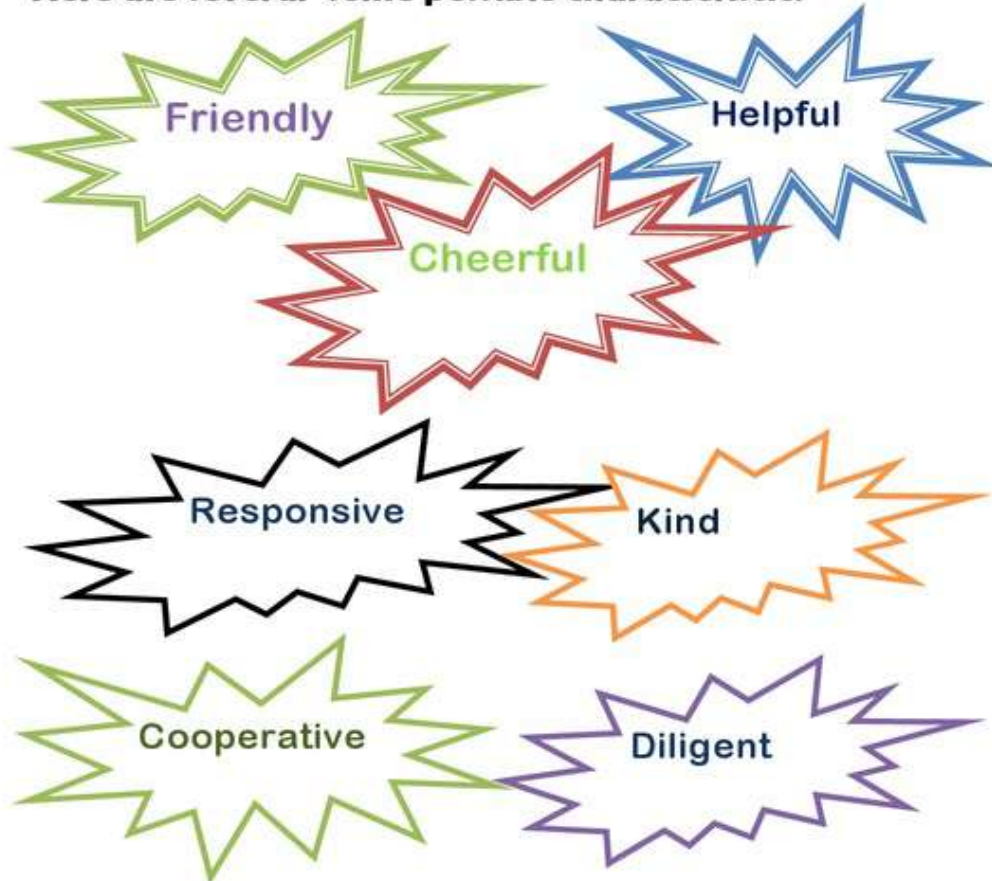


(From: <http://rizalyog.blogspot.co.id/2013/05/gambar-kartun-islami.html>)



From: Gambar%20Kartun%20Muslim%20Muslimah.html

**Here are several some possible characteristics**





**Task 1**

Please observe the characteristics that your classmates have! Can you mention them? Put into the table below!

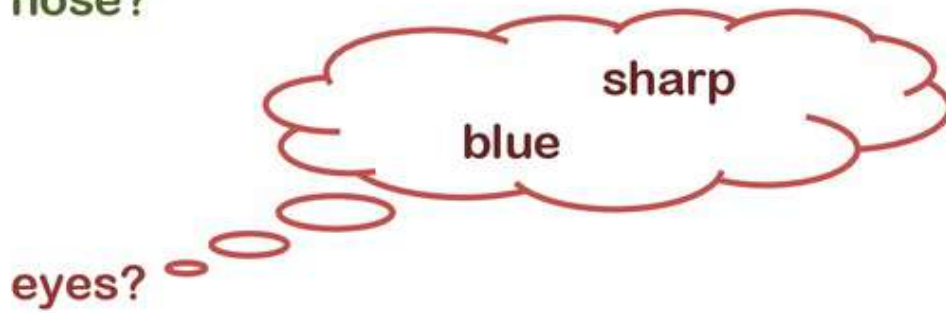
No	Name	Characteristics
1		
2		
3		
4		
5		
6		
7		
8		
9		
10		

**Task 2**

What is the characteristic of your classmates that you like most? Why? Tell your!

**Physical appearances**





**Task 2**

Please observe the physical appearances that your neighbors have! Can you mention them? Put them into the table below!

No	Name	Physical Appearances
1		
2		
3		
4		
5		
6		
7		
8		
9		
10		

**Great! You made it.**

## UNIT EIGHT

### Indonesia Is My Lovely Country

**In this unit, you will learn:**

- Things around you
- How to describe them.

### The Map of Indonesia



### Sample Dialogue

- Tika : What do you think of Indonesia?
- Foreigner : It's a really beautiful country.
- Tika : I think so. Have you visited West Sumatera?
- Foreigner : Not yet. Can you describe it to me?
- Tika : Certainly. It is a very wonderful place to visit. It is a mountainous area. There are some volcanoes there such as Mount Marapi, Mount Singgalang, Mount Talang, and Mount Sago.
- Foreigner : I love mounts very much.
- Tika : Me, too. You know, there are four beautiful lakes there?
- Foreigner : Really?
- Tika : Yes, of course. Besides, we can also find Sianok canyon, Harau valley and some waterfalls.
- Foreigner : Wow. Sounds very interesting to visit.

### Sample Dialogue

- Hadi : Do you have a pet at home?
- Emir : Sure. It's a cat
- Hadi : Really? I love a cat very much.
- Emir : I do, too.
- Hadi : Can you describe it?
- Emir : It's tame and has brown fur. I keep it clean every day.
- Hadi : I agree with you. We have to keep our pet clean all the time.



What is the thing  
around you?

(Source: <http://rizalyog.blogspot.co.id/2013/05/gambar-kartun-islami.html>)

animals trees  
objects buildings  
places vehicles



(Source: <http://rizalyog.blogspot.co.id/2013/05/gambar-kartun-islami.html>)



(Source: <http://rizalyog.blogspot.co.id/2013/05/gambar-kartun-islami.html>)



(Source: <http://rizalyog.blogspot.co.id/2013/05/gambar-kartun-islami.html>)

See the pictures of animals below!  
Do you know their English names?



(Source: <http://rizalyog.blogspot.co.id/2013/05/gambar-kartun-islami.html>)

### Here are some animals

tiger



penguin



5

(Source: [https://www.google.com/search?q=gambar+binatang&source=lnms&tbn=isch&sa=X&ved=0CAcQ\\_AUoAWoVChMIrrTOzOXmxwIVYWKmCh0GRAsC&biw=1360&bih=657#imgrc=3MEwklV7b43XpM%3A](https://www.google.com/search?q=gambar+binatang&source=lnms&tbn=isch&sa=X&ved=0CAcQ_AUoAWoVChMIrrTOzOXmxwIVYWKmCh0GRAsC&biw=1360&bih=657#imgrc=3MEwklV7b43XpM%3A))

3

1

butterfly



mouse



horse



5

3

Source: [https://www.google.com/search?q=gambar+binatang&source=lnms&tbn=isch&sa=X&ved=0CAcQ\\_AUoAWoVChMirrTOzOXmxwIVYWKmCh0GRAsC&biw=1360&bih=657#imgrc=3MEwkIV7b43XpM%3A](https://www.google.com/search?q=gambar+binatang&source=lnms&tbn=isch&sa=X&ved=0CAcQ_AUoAWoVChMirrTOzOXmxwIVYWKmCh0GRAsC&biw=1360&bih=657#imgrc=3MEwkIV7b43XpM%3A)

COW



lion



monkey



5

3

(Source: [https://www.google.com/search?q=gambar+binatang&source=lnms&tbm=isch&sa=X&ved=0CacQ\\_AUoAWoVChMlrrTOzOXmxwIVYWKmCh0GRAsC&biw=1360&bih=657#imgrc=3MEwklV7b43XpM%3A](https://www.google.com/search?q=gambar+binatang&source=lnms&tbm=isch&sa=X&ved=0CacQ_AUoAWoVChMlrrTOzOXmxwIVYWKmCh0GRAsC&biw=1360&bih=657#imgrc=3MEwklV7b43XpM%3A))

1

elephant



giraffe



orang utan



5

Source: [https://www.google.com/search?q=gambar+binatang&source=lnms&tbm=isch&sa=X&ved=0CAcQ\\_AUoAWoVChMIrrTOzOXmxwIVYWkmCh0GRAsC&biw=1360&bih=657#imgrc=3MEwkIV7b43XpM%3A](https://www.google.com/search?q=gambar+binatang&source=lnms&tbm=isch&sa=X&ved=0CAcQ_AUoAWoVChMIrrTOzOXmxwIVYWkmCh0GRAsC&biw=1360&bih=657#imgrc=3MEwkIV7b43XpM%3A)

3

### Task 1

See the pictures above again! Can you group them based on their characteristics? Put your answer into the table below!

No	Animal	Characteristics
1	Cat	Has four legs
2		
3		
4		
5		
6		
7		
8		
9		
10		

### Task 2

Do you know the English names of other animals? Discuss in a group of four how those animals survive, what they eat, how they get their food and the importance of the animals for human beings.

### Task 4

Write a composition based on the discussion result!

### Task 5

Tell your classmates the story of the animals that you have composed!

### Task 6

See the picture below! Discuss what are possible causes of the fish death. Do it in a group of four! What can you do to prevent it?



5 (Source: [https://www.google.com/search?q=gambar+binatang&source=lnms&tbn=isch&sa=X&ved=0CAcQ\\_AUoAWoVChMIrrTOzOXmxwIVYWKmCh0GRAsC&biw=1360&bih=657#imgrc=3MEwkIV7b43XpM%3A](https://www.google.com/search?q=gambar+binatang&source=lnms&tbn=isch&sa=X&ved=0CAcQ_AUoAWoVChMIrrTOzOXmxwIVYWKmCh0GRAsC&biw=1360&bih=657#imgrc=3MEwkIV7b43XpM%3A)) 3

**Save our environment! Keep it clean!**

Can you mention some trees? Do you like to grow them?



(From: <http://rizalyog.blogspot.co.id/2013/05/gambar-kartun-islami.html>)



(From: <http://rizalyog.blogspot.co.id/2013/05/gambar-kartun-islami.html>)

### **Task 7**

See the picture below! How beautiful it is! Discuss with your classmates about the importance of trees for our lives!



(From: <https://www.google.com/search?q=gambar+lingkungan&ie=utf-8&oe=utf-8> )

Do you know how to describe things?



5

(Source: <https://www.google.com/search?q=gambar+lingkungan&ie=utf-8&oe=utf-8>)

Certainly. Using Adjectives. Is it right?



5

(Source: <https://www.google.com/search?q=gambar+lingkungan&ie=utf-8&oe=utf-8>)

## Adjective



## Asking opinion

11 What do you think of?  
What do you think about?  
What's your opinion about?  
What is your idea about?  
Do you have any thoughts on .....?  
How do you feel about.....?

## Giving opinion



(Source: <http://rizalyog.blogspot.co.id/2013/05/gambar-kartun-islami.html>)

8  
I think .... / I don't think that....  
In my opinion....  
I feel that... / I don't feel that.....  
I believe that.... / I don't believe that.....



(Source: <http://rizalyog.blogspot.co.id/2013/05/gambar-kartun-islami.html>)

## UNIT NINE

### I'll Do My Best

**In this unit, you will learn how to:**

- Write simple announcements
- Write short notices
- Write short warnings/cautions.

Look at the picture below! What are they doing? Can you guess?

You are right. They are learning. What will you say to your friends?



(Source: JPEG Image)



5

3

(Source: [https://www.google.com/search?q=gambar+binatang&source=Inms&tbn=isch&sa=X&ved=0CAcQ\\_AUoAWoVChMIrrTOzOXmxwIVYWKmChOGRAsC&biw=1360&bih=657#imgrc=3MEwkIV7b43XpM%3A](https://www.google.com/search?q=gambar+binatang&source=Inms&tbn=isch&sa=X&ved=0CAcQ_AUoAWoVChMIrrTOzOXmxwIVYWKmChOGRAsC&biw=1360&bih=657#imgrc=3MEwkIV7b43XpM%3A))

1

Be quiet, please!  
Widy is learning



(Source: <http://rizalyog.blogspot.co.id/2013/05/gambar-kartun-islami.html>)

27  
I'm sorry. I  
didn't realize it



(Source: [Gambar%20Kartun%20Muslim%20Muslimah.html](#))

### Task 1

Discuss with your friend about what you (as a student) should and you should not do. Then, write them in your exercise book!

No	Do it	Don't do It
1	Study hard	Cheating
2		
3		
3		
4		
5		
6		
7		
8		
9		
10		

### **Task 2**

Write the expressions of commands and instructions usually used by your teacher!

1. \_\_\_\_\_
2. \_\_\_\_\_
3. \_\_\_\_\_
4. \_\_\_\_\_
5. \_\_\_\_\_

### **Task 3**

Do the commands and the instructions given by your pair in turn!

1. Write your name.
2. Mention your name.
3. Open the door.
4. Close the window.
5. Switch on the fan
6. Look at the door
7. Raise your hand.
8. Clean the board.
9. Get a glass of water.
10. Close your eyes.

### **Task 5**

Point to the items that your teacher/friend mentions!

**How Great You Are!**

Do you know how to  
make announcement?



(Source: <http://nowilkirin.blogspot.co.id/p/koleksi-gambar-kartun-islami.html>)

**To help you to make it, please see the following samples of announcement!**

## **SAMPLES OF ANNOUNCEMENT**

### Announcement

**12**  
To: all the members of students' organization. Would you like to come and join us on:

Day : Saturday  
**12**e : September 15, 2015  
Time : 09.30 a.m  
Program : Regular meeting.

Thanks for your kind attention.

Chairperson,

Jay

## Announcement

For all students of SMPN 05 Batusangkar, we will hold English Speech Contest at:

Time : Saturday, September 14, 2015

Place : Hall of SMPN 05 Batusangkar

Each class should register at least one student with one of these following topics:

- The Advantage of Joining English Speech Contest
- The Use of mobile phone should be banded at school
- The Importance of Study Club

For further information, visit the committee of this English Speech Contest in [englishspeechcontest.com](http://englishspeechcontest.com).

The Committee

### Task 4

Well students, you know how to make announcement! Now, in a group of four, discuss a topic to be announced and, then, write an announcement in your exercise book!

WHAT A GREAT JOB!

What is notice?



Notice is written or printed statement or sign that gives information or a warning to people. Please pay attention to the following notice!

**NOTICE**  
DO NOT  
THROW TRASH  
IN TOILET

**WARNING**  
WET FLOOR

**CAUTION**  
DO NOT  
ENTER



(Source: <file:///G:/Anouncement%20&%20short%20notice/short%20notice%20sign%20-%20Penelusuran%20Google.html>)

### **Other possible notices/cautions/warnings;**



### Task 5

Discuss with your partner, what these signs mean!


1



2



3.



### Task 6

In a group of four, discuss other possible notices/warnings/cautions that you may find! Write at least five for each!

**Super! What a brilliant student you are!**

## Bibliography

- Broughton, Geoffrey. et.al. (1980). *Teaching English as a Foreign Language (Second Edition)*. New York: Routledge
- Brown, H. Douglas. (1994). *Teaching by Principles: An Interactive Approach to Language Pedagogy*. New Jersey: Prentice Hall Regents.
- \_\_\_\_\_. (1994). *Principles of Language Learning and Teaching*. N.J.:Prentice Hall Regents.
- \_\_\_\_\_. (2000). *Principles of Language Learning and Teaching (Fourth Edition)*. NY: Addison Wesley Longman, Inc.
- Finkbeiner, Claudia. "Culture and Good Language Learners in Griffiths, Carol. 2008. *Lessons from Good Language Learners*. Cambridge: Cambridge University Press.
- Ellis, Rod. 1985. *Understanding Second Language Acquisition*. Oxford: Oxford University Press.
- Harmer, Jeremy. 2001. *The Practice of English Language Teaching (New Edition)*. London: Addison-Wesley Longman Limited.
- \_\_\_\_\_. 2002. *The Practice of English Language Teaching (Fourth Edition)*. London: Addison-Wesley Longman Limited.

- \_\_\_\_\_. 2004. *How to Teach English: An Introduction to the Practice of English Language Teaching*. Kuala Lumpur: Addison-Weasley Longman Limited.
- Richard, Jack C. and Rodgers, Theodore S. (2001). *Approaches and Method in Language Teaching (second Edition)*. Cambridge: Cambridge University Press.
- Larsen-Freeman, Diane and Long, Michael. H. 1991. *An Introduction to Second Language Acquisition Research*. New York: Longman
- Long, Michael. H. 2005. *Second Language Needs Analysis*. Cambridge: Cambridge University Press.
- McInerney, Dennis. M dan McInerney, Valentina. 1998. *Educational Psychology (second edition)*. Singapore: Prentice Hall
- Mishan, Freda. (2005). *Designing Authenticity into Language Learning Materials*. Bristol, UK; Intellect Books.
- Nunan, David. (1998). *Language Teaching Methodology: A Textbook for Teachers*. Sydney: Prentice Hall
- Savignon, Sandra. J. 2001. "Communicative Language Teaching for the Twenty-First Century" in Celce-murcia, Mariane. *Teaching English as a Second or Foreign Language (3<sup>rd</sup> ed)*. Boston: Heinle and Heinle.
- Toney, Terrace. 1983. "Guides for Language Learners". *ELT Journal*. 37, 4: 352-357.
- Ur, Penny. (1996). *A Course in Language Teaching: Practice and Theory*. Cambridge: Cambridge University Press.

Viera, Isabel Flavia. 1991."Language Awareness and Language Learning". *Forum*. 29, 2: 37-40.

Walter, Teresa.2004. *Teaching English Language Learners: The How to Handbook*. White Plains, NY: Longman

## The Writers

### **Dr. Suswati Hendriani, M. Pd., M. Pd.**

The author was born on September 14, 1966 in Tanjung Gadang, a small country in West Sumatera. Her educational background started with Elementary school in the country, continued with Junior High School in two schools, SMPN 1 Sawah Lunto and SMPN Tanjung Gadang. Then SMAN 5 Padang was the place her time as Senior High School student from 1983 until 1985. In the same year, she entered English Department of Faculty of Languages and Arts of IKIP Padang. She got her Masters in the fields of educational Administration and English Teaching Department of State University of Padang in 2003 and 2005. She continued her education in the same university and got Doctorate degree in 2012 in the field of Education with English Orientation.


So far, she has been teaching English at STAIN Batusangkar since August 1992, and has written five books: *Basic English Grammar for Students, Language Testing, Model Strategi Belajar Bahasa Inggris, English for Tourism*, and this book.

### **YULNETRI, S.S., M.PD**

The author was born on 22<sup>nd</sup> October 1973 in Padang Panjang, a small city in West Sumatera. She spent her elementary un-

til middle school in her home town, Padang Panjang. Then from 1992 until 1997 she studied at English Department of Faculty of Letters of Andalas University (Unand) Padang. In 2005 she got an opportunity to continue her study to Graduate Program at English Teaching Department of State University of Padang (UNP).

She has been dedicating to be an English lecturer at STAIN Batusangkar since February 2004. This ***Character Building with English*** is her second book. Her first book is *Literature for ELT I* which contains several aspects of English literature.



# Book 5 Suswati Hendriani

---

## ORIGINALITY REPORT

---

**24%**

SIMILARITY INDEX

**23%**

INTERNET SOURCES

**5%**

PUBLICATIONS

**14%**

STUDENT PAPERS

---

## PRIMARY SOURCES

---

<b>1</b>	<b>chandrayuliasman.blogspot.com</b> Internet Source	<b>8%</b>
<b>2</b>	<b>repository.unib.ac.id</b> Internet Source	<b>2%</b>
<b>3</b>	<b>mehtappbas.blogspot.com</b> Internet Source	<b>1%</b>
<b>4</b>	<b>www.scribd.com</b> Internet Source	<b>1%</b>
<b>5</b>	<b>firmanfajarshidiq.student.umm.ac.id</b> Internet Source	<b>1%</b>
<b>6</b>	<b>hamzahmangati.blogspot.com</b> Internet Source	<b>1%</b>
<b>7</b>	<b>pendidikanutama.blogspot.com</b> Internet Source	<b>1%</b>
<b>8</b>	<b>uchebник-skachatj-besplatno.com</b> Internet Source	<b>1%</b>
<b>9</b>	<b>www.tees.ac.uk</b> Internet Source	<b>1%</b>
<b>10</b>	<b>ml.scribd.com</b> Internet Source	<b>1%</b>

---

11	<a href="http://coma2.vn">coma2.vn</a> Internet Source	1%
12	<a href="http://www.sekolahoke.com">www.sekolahoke.com</a> Internet Source	1%
13	<a href="http://elenaenglishcorner.blogspot.com.es">elenaenglishcorner.blogspot.com.es</a> Internet Source	1%
14	<a href="http://es.scribd.com">es.scribd.com</a> Internet Source	<1%
15	Submitted to Sekolah Global Jaya Student Paper	<1%
16	Submitted to Universitas Negeri Padang Student Paper	<1%
17	<a href="http://borderlineexpress.blogspot.com">borderlineexpress.blogspot.com</a> Internet Source	<1%
18	<a href="http://anzdoc.com">anzdoc.com</a> Internet Source	<1%
19	<a href="http://rep.bntu.by">rep.bntu.by</a> Internet Source	<1%
20	<a href="http://docplayer.net">docplayer.net</a> Internet Source	<1%
21	<a href="http://refdb.ru">refdb.ru</a> Internet Source	<1%
22	Submitted to Tampa Catholic High School Student Paper	<1%

---

23	<a href="http://siapbelajar.com">siapbelajar.com</a> Internet Source	<1 %
24	<a href="http://sutir.sut.ac.th:8080">sutir.sut.ac.th:8080</a> Internet Source	<1 %
25	<a href="http://repository.radenintan.ac.id">repository.radenintan.ac.id</a> Internet Source	<1 %
26	<a href="http://igbo911.com">igbo911.com</a> Internet Source	<1 %
27	<a href="http://www.abovetopsecret.com">www.abovetopsecret.com</a> Internet Source	<1 %
28	<a href="http://www.yumpu.com">www.yumpu.com</a> Internet Source	<1 %
29	Submitted to Victoria University Student Paper	<1 %
30	<a href="http://inggrissd.blogspot.com">inggrissd.blogspot.com</a> Internet Source	<1 %
31	<a href="http://hdl.handle.net">hdl.handle.net</a> Internet Source	<1 %
32	<a href="http://repository.syekhnurjati.ac.id">repository.syekhnurjati.ac.id</a> Internet Source	<1 %

Exclude quotes  On

Exclude matches

< 5 words

Exclude bibliography  On